



BUNDESGESELLSCHAFT
FÜR ENDLAGERUNG

Anlage 6 (zum Datenbericht Mindestanforderungen gemäß § 23 StandAG und geowissenschaftlichen Abwägungskriterien gemäß § 24 StandAG)

Schichtenverzeichnis Bohrung Broistedt 40 + 40a

Stand 21.09.2020

Hinweis:

Vorliegender Datenbericht zeigt alle entscheidungserheblichen Daten, die mit Stand 07.09.2020 gemäß den Regelungen und Verfahren nach dem Geologiedatengesetz veröffentlicht werden können. Siehe auch BGE 2020I Teil 3 von 4.


Entscheidungserhebliche Daten und Tatsachen für die geowissenschaftlichen Abwägungskriterien

Die Veröffentlichung von entscheidungserheblichen Tatsachen und Erwägungen, hier geologische Daten, erfolgt nach dem Gesetz zur staatlichen geologischen Landesaufnahme sowie zur Übermittlung, Sicherung und öffentlichen Bereitstellung geologischer Daten und zur Zurverfügungstellung geologischer Daten zur Erfüllung öffentlicher Aufgaben (Geologiedatengesetz – GeolDG).

Das GeolDG löst das Lagerstättengesetz ab und nach § 1 GeolDG (GeolDG) regelt es die staatliche geologische Landesaufnahme, die Übermittlung, die dauerhafte Sicherung und die öffentliche Bereitstellung geologischer Daten sowie die Zurverfügungstellung geologischer Daten zur Erfüllung öffentlicher Aufgaben, um den nachhaltigen Umgang mit dem geologischen Untergrund gewährleisten und Geogefahren erkennen und bewerten zu können. Geologische Daten werden insbesondere auch für das Standortauswahlverfahren nach dem Standortauswahlgesetz (StandAG) benötigt.

Das GeolDG trat mit dem 30.06.2020 in Kraft, so dass seitens der BGE, den Landesministerien und Landesbehörden ab diesem Zeitpunkt mit den Verfahren nach dem GeolDG zur Kategorisierung und öffentlichen Bereitstellung geologischer Daten begonnen werden konnte. Die erforderlichen Verfahren waren aufgrund ihres Umfangs nicht in dem bis zur Veröffentlichung bestehenden Zeitraum umzusetzen. Insofern werden nach dem 28.09.2020 weitere geologische Daten veröffentlicht werden. Die Veröffentlichung erfolgt mit Hilfe einer Revision des vorliegenden Datenberichtes. Dabei werden die bisher im vorliegenden Bericht weiß abgedeckten Bereiche nicht weiter abgedeckt, sondern die „darunter liegenden“ Daten sichtbar gemacht.

Mit diesen Anlagen sind der untersetzenden Unterlage (BGE 2020I) die entscheidungserheblichen Daten zu den Mindestanforderungen und geowissenschaftlichen Abwägungskriterien angefügt. Die darin angegebenen Koordinaten beziehen sich dabei immer auf die den identifizierten Gebieten und Teilgebieten zugrundeliegenden Daten und beschreiben damit nicht zwingend das Teilgebiet selbst.





The first part of the document discusses the importance of maintaining accurate records of all transactions. It emphasizes that every entry, no matter how small, should be recorded to ensure the integrity of the financial data. This includes not only sales and purchases but also expenses and income. The document provides a detailed list of items that should be tracked, such as inventory levels, accounts payable, and accounts receivable. It also outlines the procedures for recording these transactions, including the use of journals and ledgers. The second part of the document focuses on the reconciliation process. It explains how to compare the company's records with bank statements and other external sources to identify any discrepancies. This process is crucial for detecting errors and preventing fraud. The document provides a step-by-step guide to performing a reconciliation, including how to identify and investigate any differences. The final part of the document discusses the importance of regular audits. It explains that audits are necessary to ensure that the financial records are accurate and that the company is complying with all applicable laws and regulations. The document provides a checklist of items to be audited and a guide to the audit process. It also discusses the role of the auditor and the importance of maintaining a good working relationship with them. Overall, the document provides a comprehensive guide to financial record-keeping and reconciliation, and is an essential resource for any business owner or manager.


The first part of the document discusses the importance of maintaining accurate records of all transactions. It emphasizes that every entry, no matter how small, should be recorded to ensure the integrity of the financial data. This includes not only sales and purchases but also expenses and income. The document provides a detailed explanation of how to categorize these transactions and how to use a double-entry system to ensure that the books balance.

Next, the document covers the process of reconciling the accounts. It explains how to compare the company's records with the bank statements and how to identify and correct any discrepancies. This is a crucial step in ensuring that the financial statements are accurate and reliable. The document provides a step-by-step guide to performing a reconciliation, including how to handle outstanding checks and deposits in transit.

The final part of the document discusses the preparation of financial statements. It explains how to use the information from the accounts to prepare the balance sheet, income statement, and cash flow statement. The document provides a detailed explanation of each of these statements and how they are used to evaluate the company's financial performance. It also includes a section on how to interpret the results of these statements and how to use them to make informed business decisions.









The first part of the document discusses the importance of maintaining accurate records of all transactions. It emphasizes that every entry, no matter how small, should be recorded to ensure the integrity of the financial data. This includes not only sales and purchases but also expenses and income. The document provides a detailed list of items that should be tracked, such as inventory levels, accounts payable, and accounts receivable. It also outlines the procedures for recording these transactions, including the use of double-entry bookkeeping to ensure that the books are balanced.

The second part of the document focuses on the analysis of the financial data. It explains how to calculate key financial ratios and metrics, such as the gross profit margin, operating profit margin, and return on investment. These calculations are essential for understanding the company's financial performance and identifying areas for improvement. The document also discusses the importance of comparing the company's performance to industry benchmarks and providing a clear explanation of the reasons for any variances.

The final part of the document addresses the reporting requirements for the financial statements. It outlines the format and content of the income statement, balance sheet, and cash flow statement, and provides guidance on how to present the information in a clear and concise manner. It also discusses the importance of providing a management discussion and analysis to accompany the financial statements, which should provide a detailed explanation of the company's financial performance and the factors that have influenced it.







The first part of the document discusses the importance of maintaining accurate records of all transactions. It emphasizes that every entry, no matter how small, should be recorded to ensure the integrity of the financial statements. This includes not only sales and purchases but also expenses, income, and transfers between accounts.

Next, the document outlines the process of reconciling bank statements with the company's records. This involves comparing the bank's record of transactions with the company's ledger to identify any discrepancies. Common reasons for discrepancies include timing differences, such as deposits in transit or outstanding checks, as well as errors in recording or bank charges.

The document then provides a detailed explanation of the accounting cycle, which consists of eight steps: 1) identifying and recording transactions, 2) journalizing, 3) posting to the ledger, 4) determining account balances, 5) adjusting entries, 6) preparing financial statements, 7) closing the books, and 8) reversing entries. Each step is described in detail, including the necessary journal entries and ledger postings.

Finally, the document discusses the importance of internal controls to prevent fraud and errors. It suggests implementing measures such as segregation of duties, requiring authorization for transactions, and conducting regular audits. The document concludes by stating that a strong system of internal controls is essential for the success of any business.

...the first of these is the fact that the ...

...the second of these is the fact that the ...

...the third of these is the fact that the ...

...the fourth of these is the fact that the ...

...the fifth of these is the fact that the ...

...the sixth of these is the fact that the ...

...the seventh of these is the fact that the ...

...the eighth of these is the fact that the ...

...the ninth of these is the fact that the ...

...the tenth of these is the fact that the ...

...the eleventh of these is the fact that the ...

...the twelfth of these is the fact that the ...

...the thirteenth of these is the fact that the ...

...the fourteenth of these is the fact that the ...

...the fifteenth of these is the fact that the ...


...the sixteenth of these is the fact that the ...


...the seventeenth of these is the fact that the ...

...the eighteenth of these is the fact that the ...

...the nineteenth of these is the fact that the ...

...the twentieth of these is the fact that the ...





Bundesgesellschaft für Endlagerung mbH
Eschenstraße 55
31224 Peine
T +49 05171 43-0
poststelle@bge.de
www.bge.de